





CURRENT SPLITTER

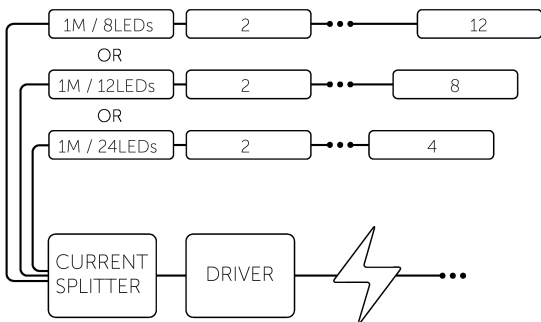
up to 12 meters with 1 driver

Current Splitter is a simple, straight forward solution to save on costs of Drivers and installation of RESIST and C4. Current Splitter turns a 2800mA driver into 4 X 700mA drivers. Less Drivers + Less inlets = Major Cost savings. And its all balanced!



-  Versatile
-  DC Voltage Range 18-75V
DC Current $\leq 2.8A$
-  Automatic distribution
-  Over Voltage Short Circuit
Over Temperature

Current Splitter is designed to save costs on Led Drivers and mainly on installation. The unit divides the total Amperage from the driver into 2,3,4 channels/strings depending on the fixture. Maximum efficiency for the system can be achieved by using the current splitter for 4 channels/Strings. The system is balanced even in cases in which the forward voltage of each string is different. In case that one of the strings stop working the total Amperage will be divided by the remaining channels/strings, hence it is important not to use the system with Amperage close the aloud maximum. The Current Splitter Works with a Constant Current Power Supply (ac/dc or dc/dc), and no Communication is required. The system can be used also with different communication protocols depending on the driver. The CS supports dimming if the driver used in the system is dimmable. Due to its Linear Circuitry, the unit does not deteriorate the EMI (FCC & EMC Requirement)



Number of Channels	Max mA Driver	Max mA Channel	LEDs Per Meter	Total Run	Lumen Output 4000K 80CRI
2	1400	700	08/12/24	2/4/6 METERS	
3	2100	700	08/12/24	3/6/9 METERS	
4	2800	700	08/12/24	4/8/12 METERS	
4	2800	700	8	12 METERS	1840 per Meter
4	2800	700	12	8 METERS	2760per Meter
4	2800	700	24	4 METERS	5520per Meter

GENERAL

Rated Output Power	240W / Max 96 3V LED's in 700mA
Output Voltage	18-75V per channel
Driving Current	Max 2800mA - 4 channels / MAX 2100mA - 3 Channels / Max 1400mA - 2 Channels
Output CHs Configuration	2, 3 or 4 channels
Channel Driving Capabilities	Max 700mA per channel depending on the fixture
Total Driving Capabilities	2.8mA
Optimal Output Resolution	

PROTECTION

Fixture Protection	>80V Shutdown, o/p re-power on to recover
Thermal Protection	Shutdown o/p voltage, re-power on to recover
DMX Protection	

CONTROL INTERFACE

Control Method	LED Driver with or without dimming, all protocols
Stand Alone Working Mode	Yes

ENVIRONMENT

Ingress Protection	IP67
Operating temp	-18°C ~ 40°C / 0°F ~ 104°F
Storage temp	-18°C ~ 40°C / 0°F ~ 104°F
Humidity	85% RH

PHYSICAL

Connections	RJ45 for CH4, 10 pin Hive connector, 10 pin Resist connector
Size	L64*W58*H35

